



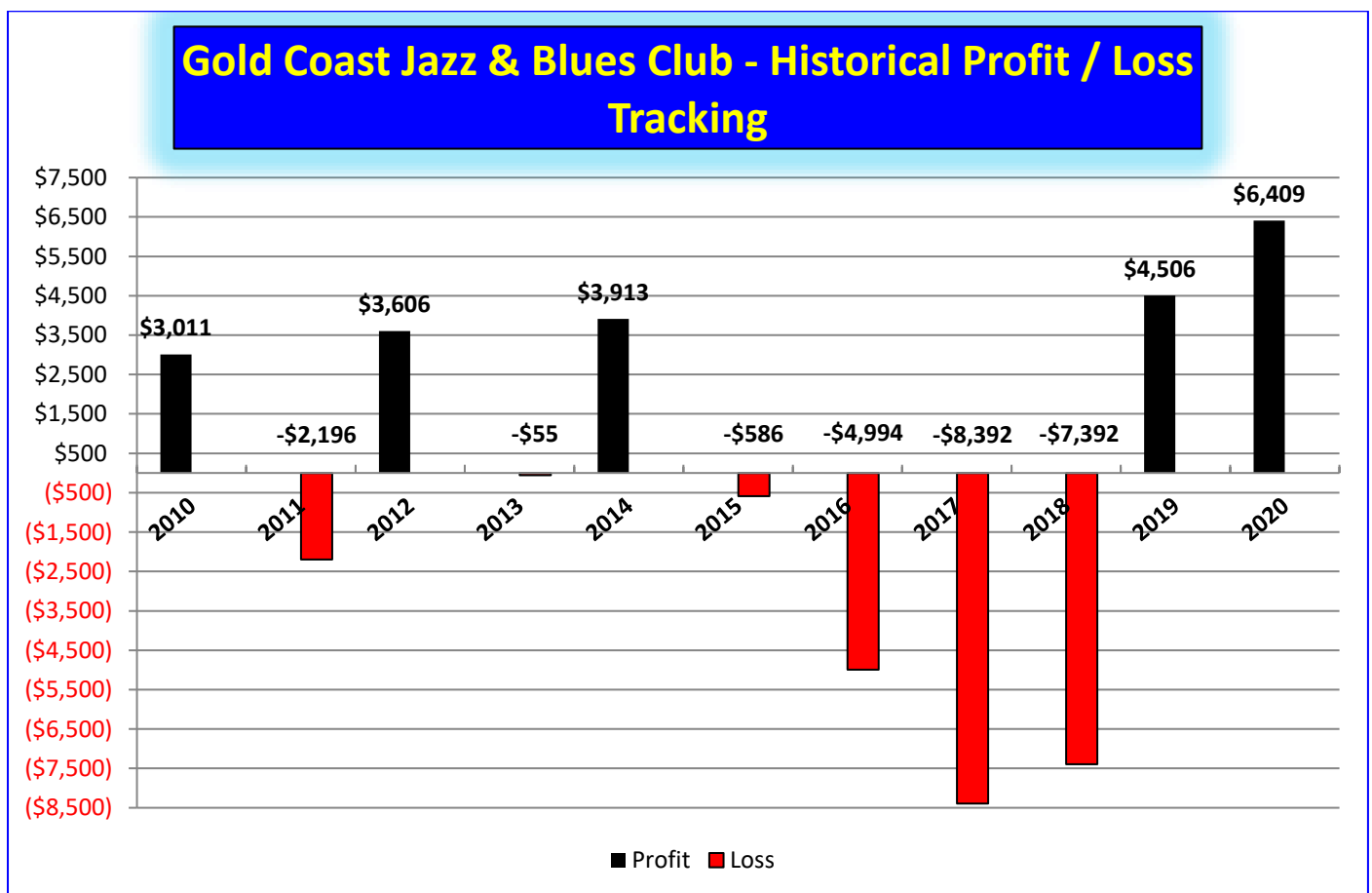
Annual General Meeting – 4 November, 2020

Treasurer’s Report

The 2020 financial year ending 31st March 2020 for the Gold Coast Jazz & Blues club resulted in a profit of \$6,505.79 which was a 44% improvement on our 2019 results where a profit of \$4,506.79 was realised. In essence, our club’s financial position has continued to improve.

Whilst our profit for 2020 is still a modest one, it was again achieved primarily by driving our costs down and in such a manner that has avoided any detrimental impacts to our club and its membership.

In summary, we are proud to advise that our club has generated its best profit in over 11 years, as the following Historical Profit & Loss Tracking graph depicts.



Income – Significant Variations

- ✓ Membership Fees Income increased by \$1,868 to \$5,288
- ✓ Members Ticket Purchases Income increased by \$10,185 to \$25,655
- ✓ Visitors Tickets Purchases Income increased by \$3,673 to \$33,148

Expenditure – Significant Variations

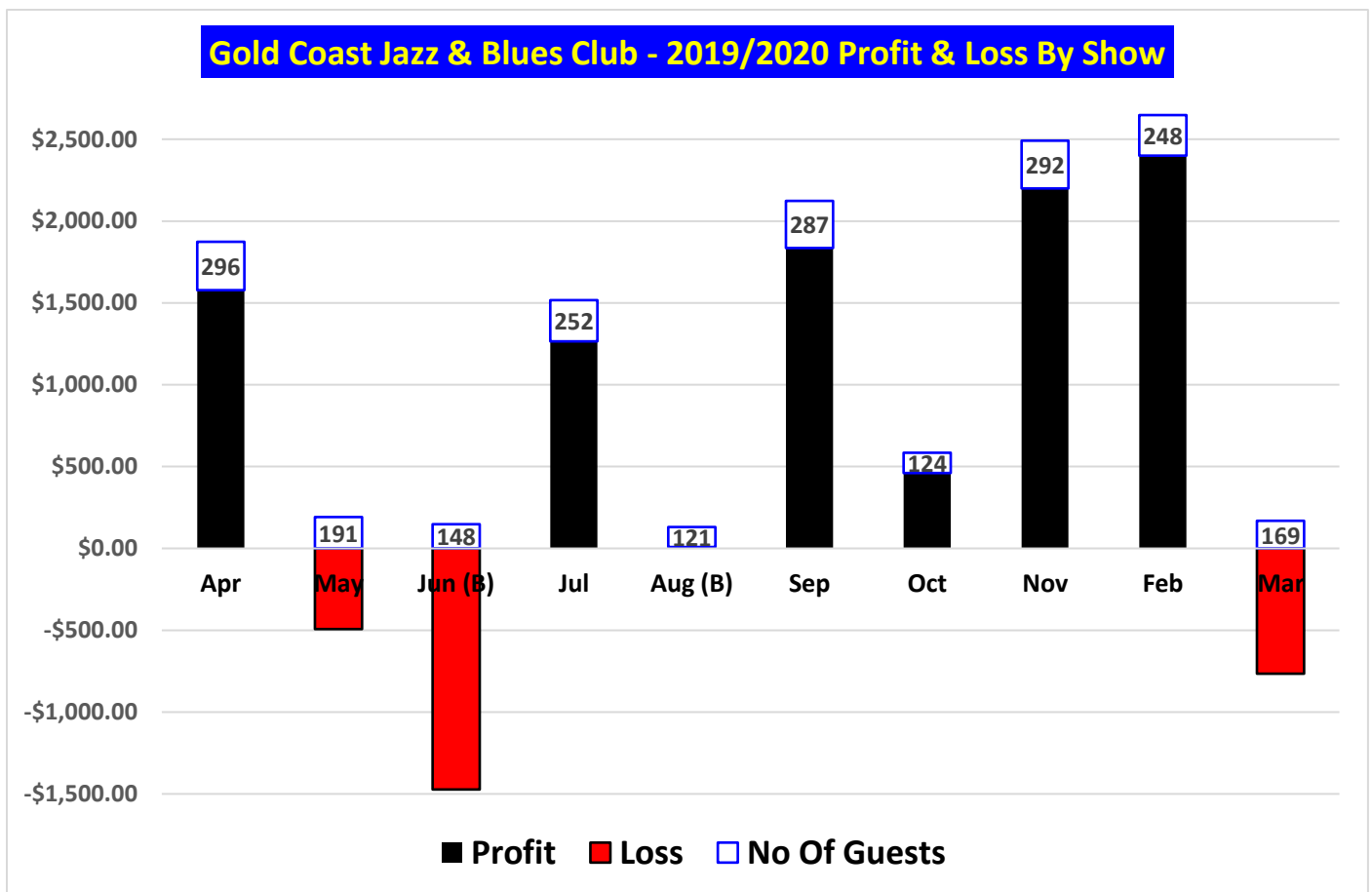
- ✓ Advertising Costs decreased by \$1,543 to \$542
- ✓ Accounting Fees decreased by \$495 to \$220
- X Band Hire Fees increased by \$6,737 to \$22,187
- X Venue Hire Expenses increased by \$11,839 to \$30,542
- ✓ Website Expenses decreased by \$2,511 to \$174

Gold Coast City Council Grant

Your Committee was successful in securing a grant of \$1,750 from the Gold Coast City Council’s Divisional Grants Programme. This grant is intended to be used as a musical incentive initiative for local schools. The funds from this grant are not included in our Profit and Loss statement but remain on our balance sheet as an Undistributed Grant Liability.

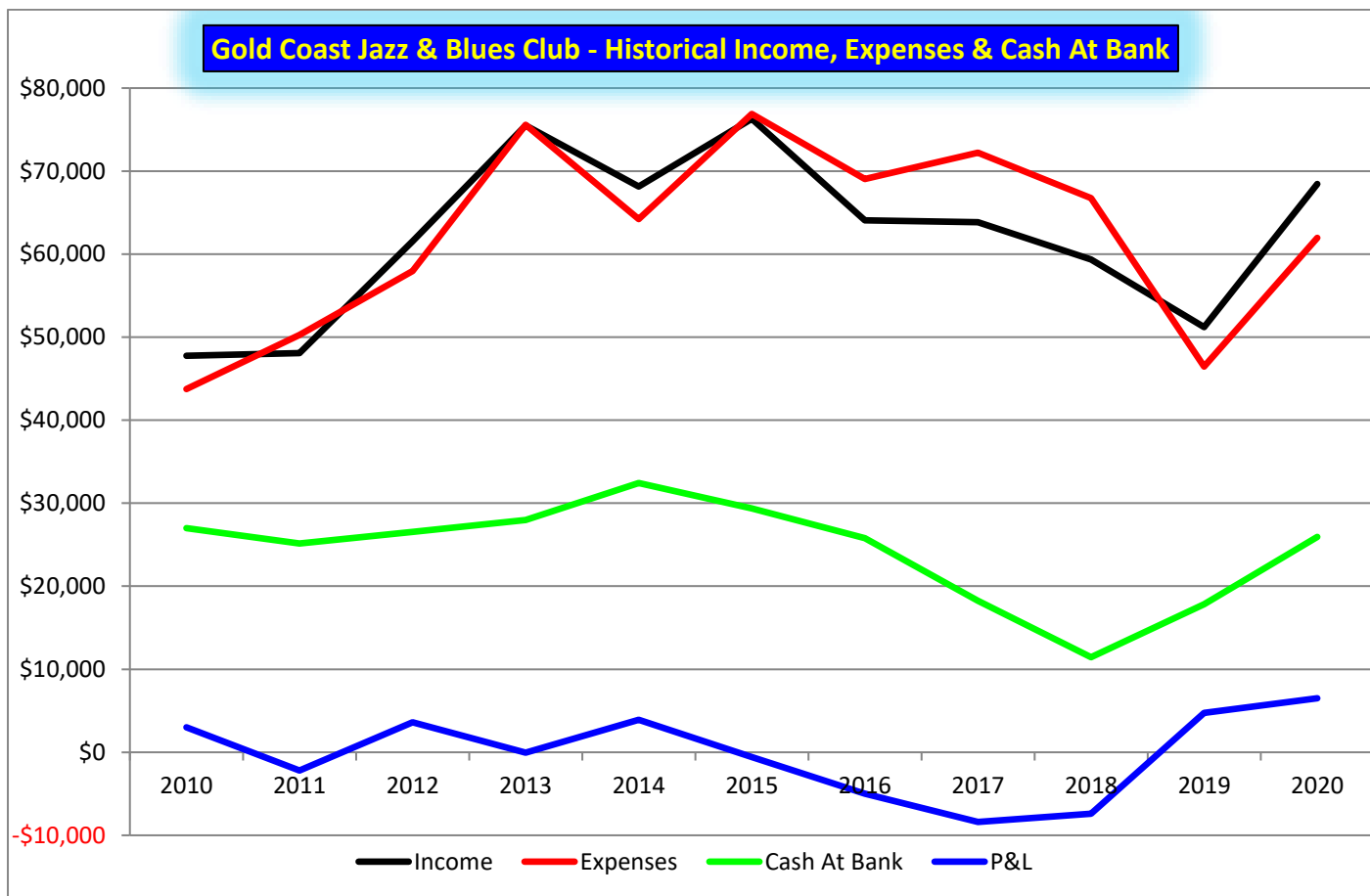
Financial Performance By Shows Staged In 2019/2020

The following graph depicts the financial performance for all of the shows staged by the Club for the 2019/2020 year.



Where We Have Been & Where We Are Going

The following graph depicts our club's key financial performance information captured since 2010.



As at 31 March, 2020

Income : \$68,454.98

Expenses : \$61,949.19

Cash At Bank : \$25,946.89

Profit / Loss : \$6505.79

The financial performance of our club for the 2020 year is one that your committee is proud of, and we are determined to continue to grow our financial resources for the benefit of our members, commensurate with the trends evident in the above graph.

Report prepared by

Gary Watson

Treasurer

Gold Coast Jazz & Blues Club

Income and Expenditure Statement
For the year ended 31 March 2020

	2020	2019 Income
Membership Fees	5,288.00	3,420.00
Members Entrance	25,655.00	15,470.00
Visitor Entrance	33,148.00	29,475.00
Raffle Proceeds	4,256.00	2,471.00
Interest	8.38	12.99
Miscellaneous / Sale of Assets	99.60	370.00
Total Income	68,454.98	51,218.99
Expenses		
Advertising	542.39	2,085.46
Accountant Fees	220.00	715.00
Band Hire	22,187.00	15,450.00
Bank Fees and Charges	30.00	60.00
Committee Costs	2,229.26	1,087.06
Assets Written Off	0.00	1,489.00
Depreciation – Plant	0.00	396.00
Venue & Equipment Hire	30,542.40	18,703.35
Insurance	704.55	711.60
Licenses, Permits & Annual Return	1,208.70	953.81
Merchant Fees	783.90	512.17
Members Draw Expenses	129.40	50.00
Postage, Printing & Stationary	1,501.20	593.62
Raffle Expenses	1,196.23	970.09
Subscriptions	0.00	115.00
Sundry Expenses	500.88	250.00
Website Expenses	173.64	2,685.44
Total Expenses	61,949.19	46,712.60
Surplus (loss) before Tax	6,505.79	4,506.39
Tax	0.00	0.00
Surplus (loss) attributable to association	6,505.79	4,506.39